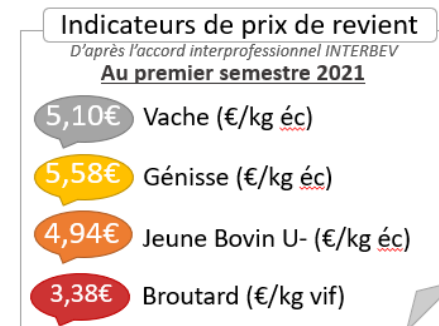
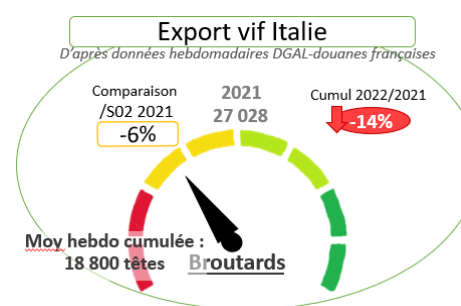
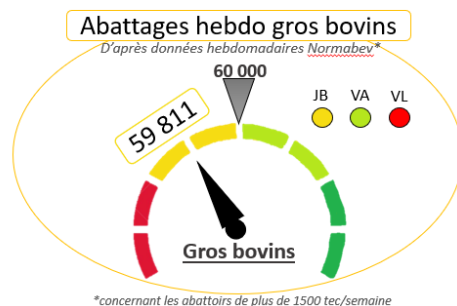
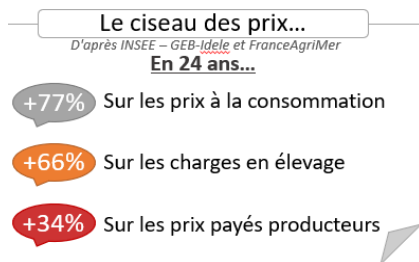
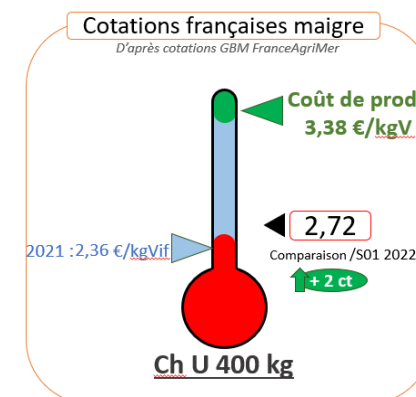
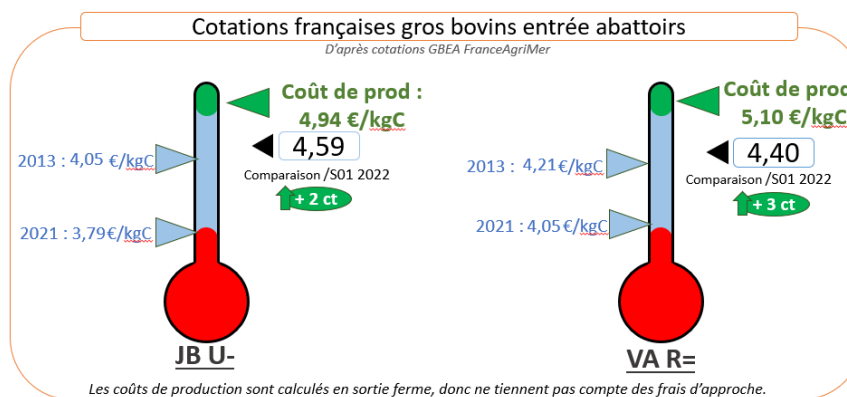
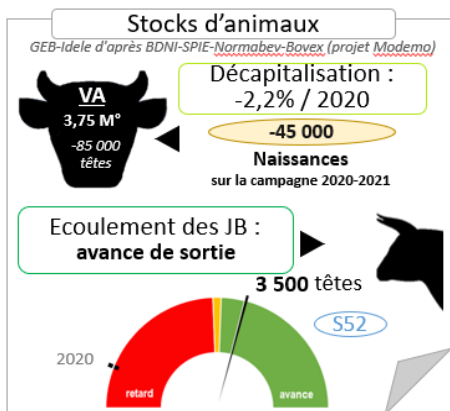




# Indicateurs de marché viande bovine

2022 - Semaine 2

	Abattages France	Exports vif (têtes dont veaux)		Effectifs et sorties	Cotations françaises			Cotations Italie	
	Total Gros bovins (têtes)	Italie	Espagne	Écoulement JB viande : avance de sortie	Vache V R= (€/kgC)	JB U- (€/kgC)	Maigre Ch U 400 kg (€/kgV)	JB U Modène (€/kgC)	
<b>Références</b>	<b>60000</b> (54 000 si 4 jours)	<b>18800</b> (% /sem.2021)	<b>9500</b> (% /sem. 2021)	<b>Abattage hebdo = 12500 têtes</b>	<b>5,10</b>	<b>4,94</b>	<b>3,38</b>	<b>Evol 2022/2021</b>	
2021 - S50	65 538	23 688 +18%	12 685 -19%	-10 000 0 sem.	4,32	4,54	2,65	5,15	+19%
2021 - S51	54 318	15 397 -38%	10 231 -31%	-8 000 0 sem.	4,34	4,54	2,65	nc	nc
2021 - S52	44 959	2 132 -72%	650 -91%	-3 500 0 sem.	4,36	4,54	nc	5,15	+19%
S1	52 611	8 023 -32%	11 717 -8%	nc nc	4,37	4,57	2,70	5,15	+19%
S2	59 811	25 432 -6%	11 215 -11%	nc nc	4,40	4,59	2,72	5,20	+20%



\* Sources : Normabev, DGAL-douanes françaises, GEB-Idele d'après INSEE et BDNI et SPIE-Normabev-Bovex (projet Modemo), cotations FAM, cotations Modène, INSEE, INTERBEV