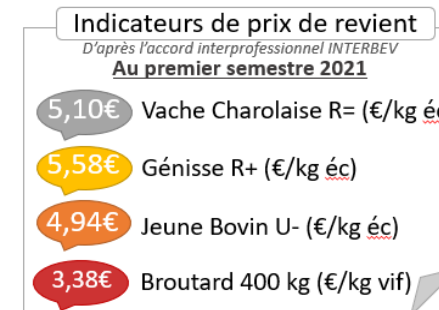
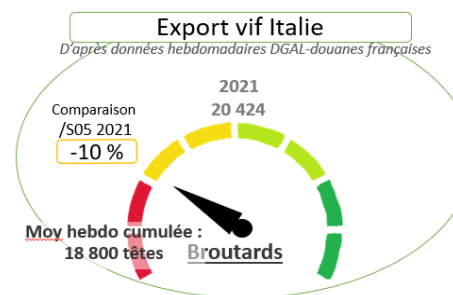
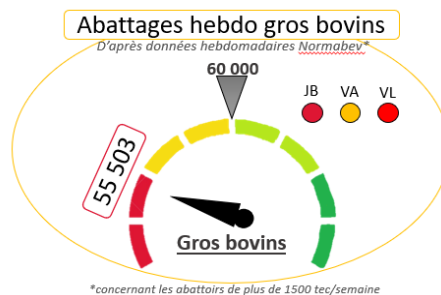
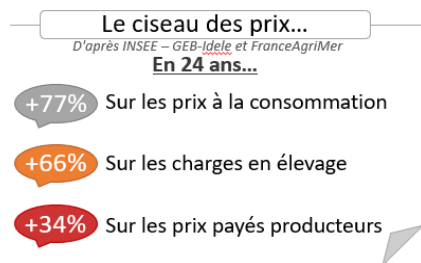
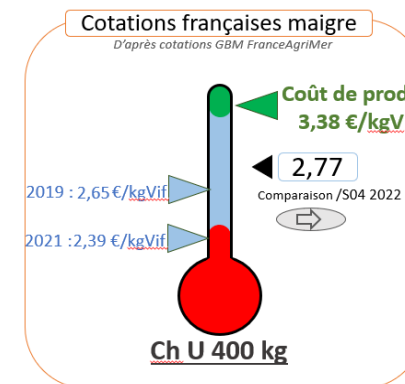
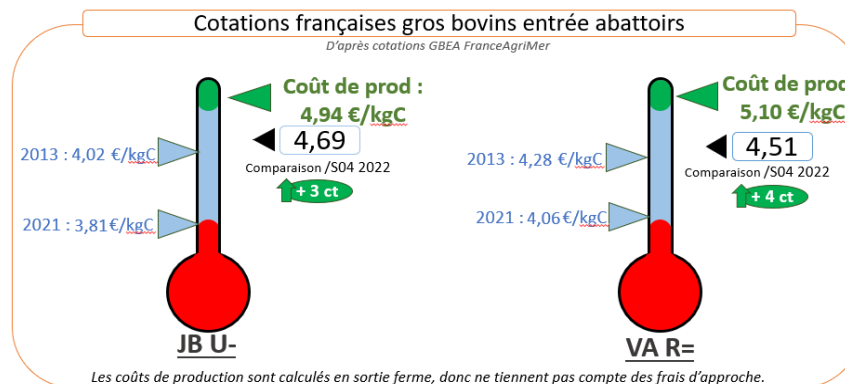
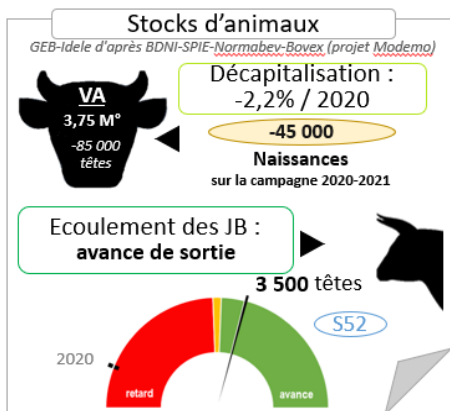




Indicateurs de marché viande bovine

2022 - Semaine 5

	Abattages France	Exports vif (têtes dont veaux)		Effectifs et sorties		Cotations françaises			Cotations Italie	
	Total Gros bovins (têtes)	Italie	Espagne	Ecoulement JB viande : avance de sortie		VacheV R= (€/kgC)	JB U- (€/kgC)	Maigre Ch U 400 kg (€/kgV)	JB U Modène (€/kgC)	
Références	60000 (54 000 si 4 jours)	18800 (%/sem.2021)	9500 (%/sem. 2021)	Abattage hebdo = 12500 têtes		5,10	4,94	3,38	Evol 2022/2021	
S1	52 611	8 023 -32%	11 717 -8%	nc	nc	4,37	4,57	2,70	5,15	+19%
S2	59 811	25 432 -6%	11 215 -11%	nc	nc	4,40	4,59	2,72	5,20	+20%
S3	58 956	22 820 -12%	10 767 -16%	nc	nc	4,43	4,62	2,74	5,25	+21%
S4	57 096	21 029 -8%	9 378 -11%	nc	nc	4,47	4,66	2,77	5,25	+21%
S5	55 503	18 477 -10%	8 985 -3%	nc	nc	4,51	4,69	2,77	5,25	+21%



* Sources : Normabev, DGAL-douanes françaises, GEB-Idele d'après INSEE et BDNI et SPIE-Normabev-Bovex (projet Modemo), cotations FAM, cotations Modène, INSEE, INTERBEV