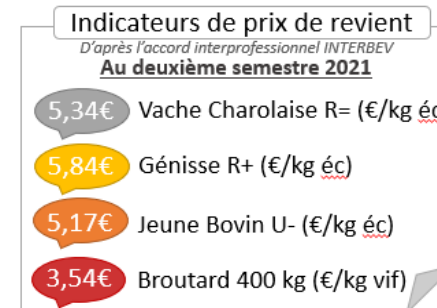
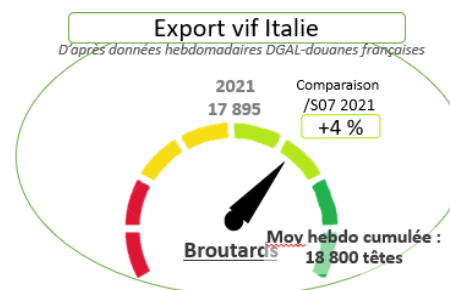
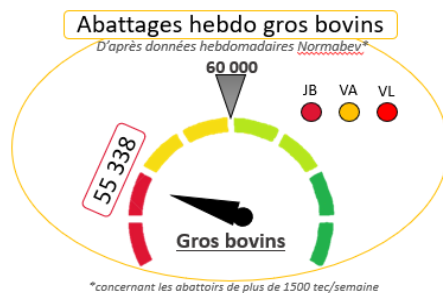
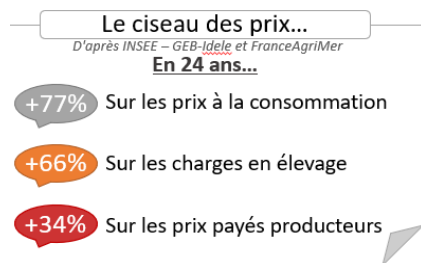
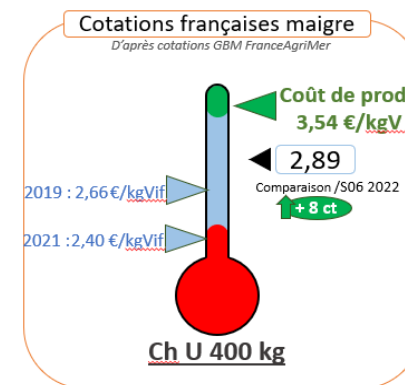
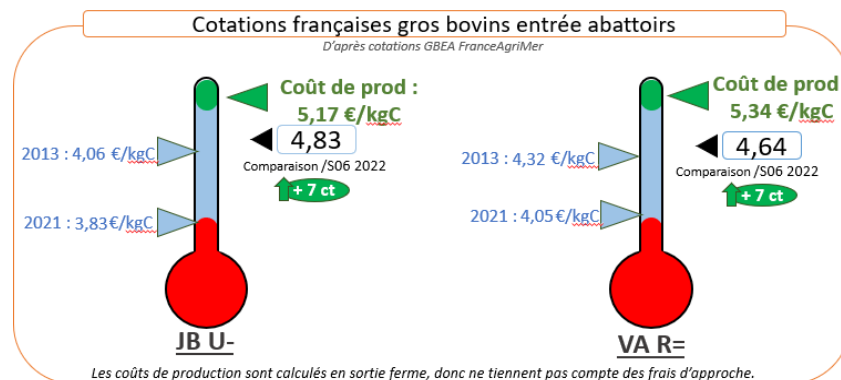
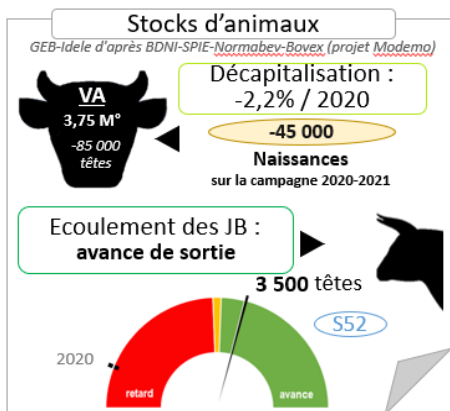




Indicateurs de marché viande bovine

2022 - Semaine 7

	Abattages France	Exports vif (têtes dont veaux)		Effectifs et sorties	Cotations françaises			Cotations Italie		
	Total Gros bovins (têtes)	Italie	Espagne	Ecoulement JB viande : avance de sortie		VacheV R= (€/kgC)	JB U- (€/kgC)	Maigre Ch U 400 kg (€/kgV)	JB U Modène (€/kgC)	
Références	60000 (54 000 si 4 jours)	18800 (% /sem.2021)	9500 (% /sem. 2021)	Abattage hebdo = 12500 têtes		5,34	5,17	3,54	Evol 2022/2021	
S3	58 956	22 820 -12%	10 767 -16%	nc	nc	4,43	4,62	2,74	5,25	+21%
S4	57 096	21 029 -8%	9 378 -11%	nc	nc	4,47	4,66	2,77	5,25	+21%
S5	55 503	18 477 -10%	8 985 -3%	nc	nc	4,51	4,69	2,77	5,25	+21%
S6	55 665	19 158 -7%	8 825 -13%	nc	nc	4,57	4,76	2,81	5,34	+23%
S7	55 338	18 567 +4%	9 209 -3%	nc	nc	4,64	4,83	2,89	5,34	+23%



* Sources : Normabev, DGAL-douanes françaises, GEB-Idele d'après INSEE et BDNI et SPIE-Normabev-Bovex (projet Modemo), cotations FAM, cotations Modène, INSEE, INTERBEV