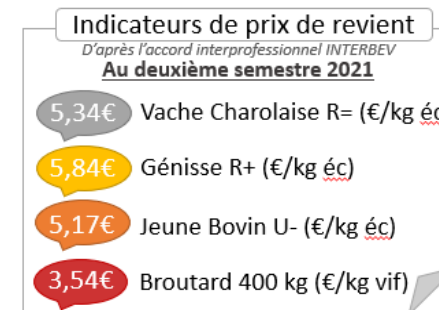

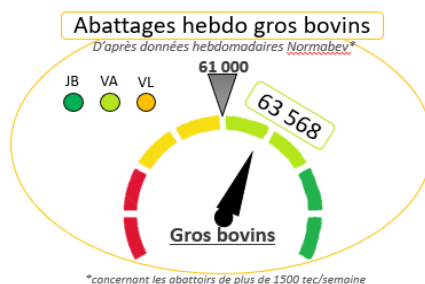
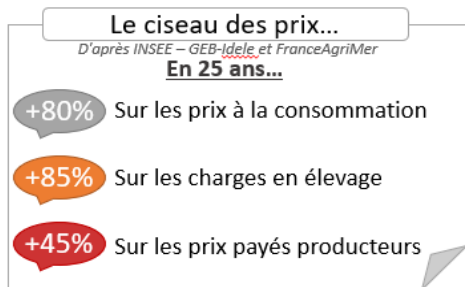
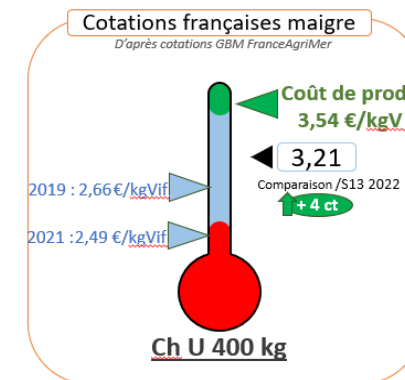
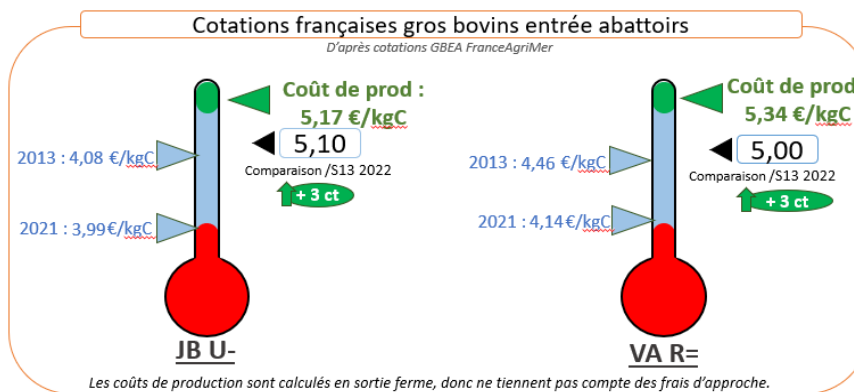
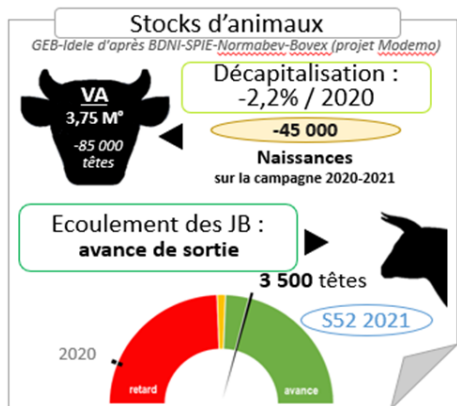




Indicateurs de marché viande bovine

2022 - Semaine 14

	Abattages France	Exports vif (têtes dont veaux)		Effectifs et sorties	Cotations françaises			Cotations Italie	
	Total Gros bovins (têtes)	Italie	Espagne	Écoulement JB viande : avance de sortie	Vache V R= (€/kgC)	JB U- (€/kgC)	Maigre Ch U 400 kg (€/kgV)	JB U Modène (€/kgC)	
Références	61000 (54 000 si 4 jours)	20000 (% /sem.2021)	10000 (% /sem. 2021)	Abattage hebdo = 12500 têtes	5,34	5,17	3,54	Evol 2022/2021	
S10	60 190	19 439 +3%	9 396 -13%	nc	4,86	4,97	3,09	5,49 +27%	
S11	60 026	21 140 +11%	8 515 -18%	nc	4,91	5,01	3,13	5,53 +27%	
S12	60 481	20 915 +5%	7 943 -25%	nc	4,95	5,05	3,14	5,53 +27%	
S13	61 723	16 960 -14%	8 468 -15%	nc	4,97	5,07	3,17	5,53 +27%	
S14	63 568	18 616 +23%	7 992 +8%	nc	5,00	5,10	3,21	5,56 +28%	



* Sources : Normabev, DGAL-TRACE, GEB-Idele d'après INSEE et BDNI et SPIE-Normabev-Bovex (projet Modemo), cotations FAM, cotations Modène, INSEE, INTERBEV