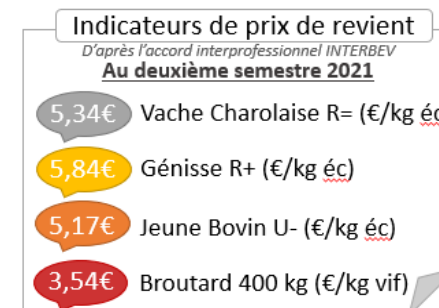
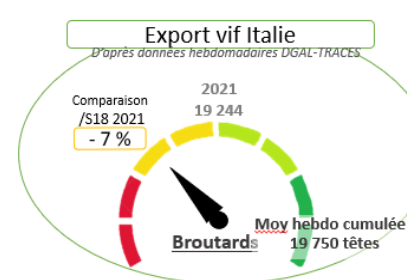
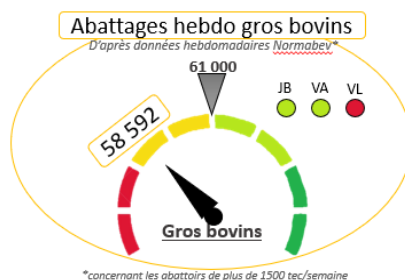
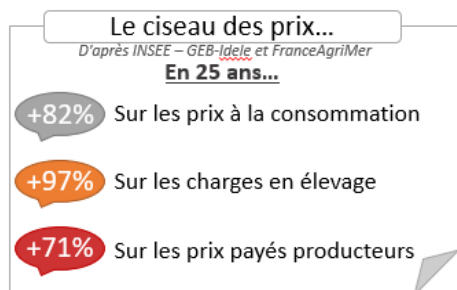
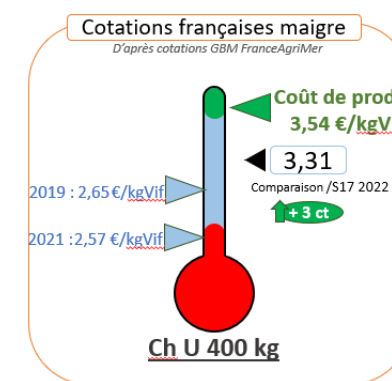
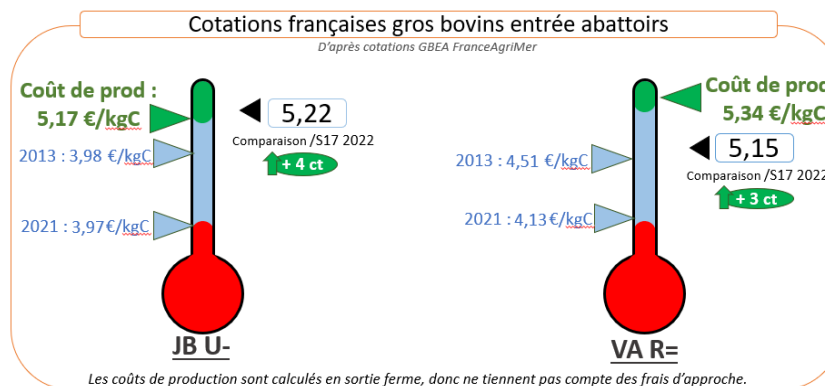
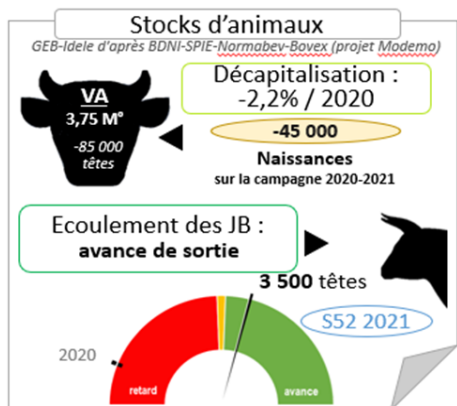




# Indicateurs de marché viande bovine

2022 - Semaine 18

	Abattages France	Exports vif (têtes dont veaux)		Effectifs et sorties	Cotations françaises			Cotations Italie
	Total Gros bovins (têtes)	Italie	Espagne	Écoulement JB viande : avance de sortie	Vache V R= (€/kgC)	JB U- (€/kgC)	Maigre Ch U 400 kg (€/kgV)	JB U Modène (€/kgC)
<b>Références</b>	<b>61000</b> (55 000 si 4 jours)	<b>19750</b> (% /sem.2021)	<b>10500</b> (% /sem. 2021)	<b>Abattage hebdo = 12500 têtes</b>	<b>5,34</b>	<b>5,17</b>	<b>3,54</b>	<b>Evol 2022/2021</b>
S14	63 568	18 616 +23%	7 992 +8%	nc	5,00	5,10	3,21	5,56 +28%
S15	59 835	18 449 -12%	7 874 -38%	nc	5,04	5,12	3,21	5,61 +29%
<b>S16 (4 jours ouvrés)*</b>	<b>50 376</b>	<b>13 712 -30%</b>	<b>5 546 -52%</b>	nc	5,08	5,15	3,24	5,61 +29%
S17	57 731	19 884 +5%	8 363 -23%	nc	5,12	5,18	3,28	5,61 +29%
S18	58 592	17 950 -7%	7 438 -20%	nc	5,15	5,22	3,31	5,61 +29%



\* Sources : Normabev, DGAL-TRACE, GEB-Idele d'après INSEE et BDNI et SPIE-Normabev-Bovex (projet Modemo), cotations FAM, cotations Modène, INSEE, INTERBEV