
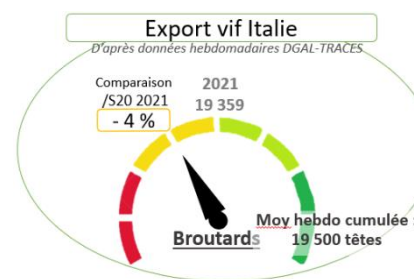
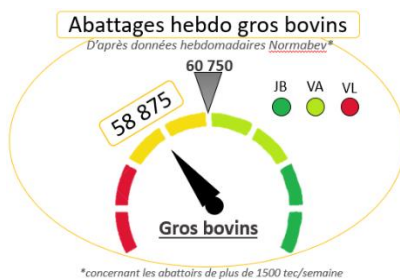
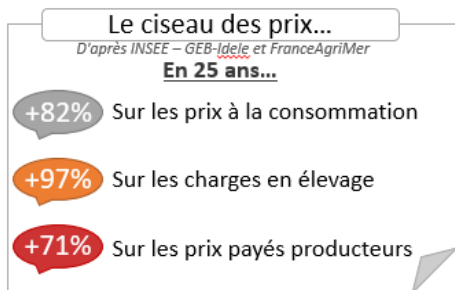
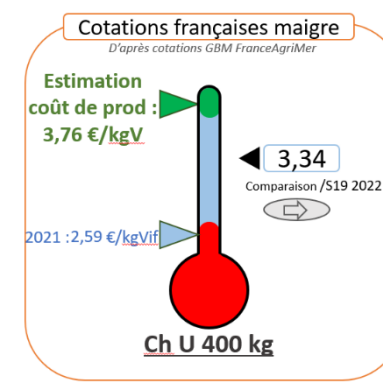
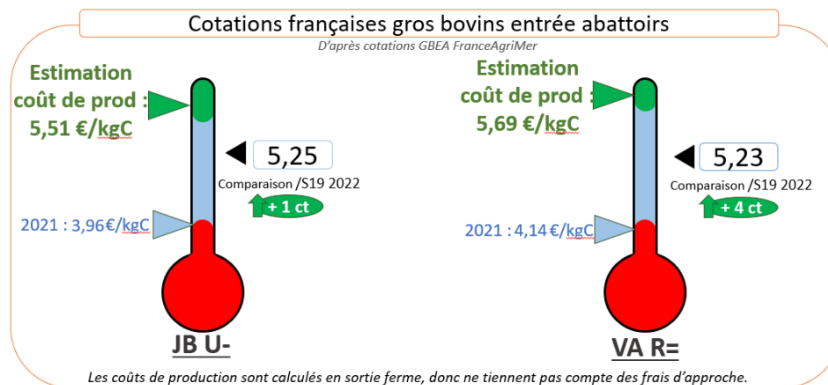
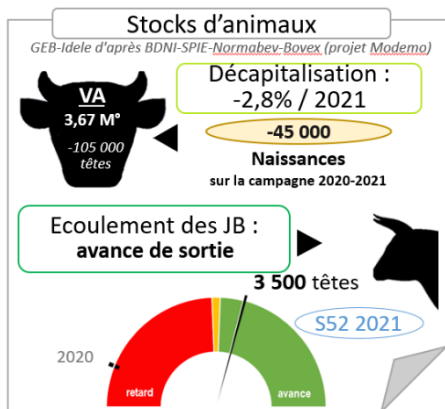




Indicateurs de marché viande bovine

2022 - Semaine 20

	Abattages France	Exports vif (têtes dont veaux)		Effectifs et sorties		Cotations françaises			Cotations Italie	
	Total Gros bovins (têtes)	Italie	Espagne	Ecoulement JB viande : avance de sortie		VacheV R= (€/kgC)	JB U- (€/kgC)	Maigre Ch U 400 kg (€/kgV)	JB U Modène (€/kgC)	
Références	60750 (55 000 si 4 jours)	19500 (% /sem.2021)	10500 (% /sem. 2021)	Abattage hebdo = 12500 têtes		5,69	5,51	3,76	Evol 2022/2021	
S16 (4 jours ouvrés)*	50 376	13 712 -30%	5 546 -52%	nc	nc	5,08	5,15	3,24	5,61	+29%
S17	57 731	19 884 +5%	8 363 -23%	nc	nc	5,12	5,18	3,28	5,61	+29%
S18	58 592	17 950 -7%	7 438 -20%	nc	nc	5,15	5,22	3,31	5,61	+29%
S19	58 028	17 534 +24%	6 981 -9%	nc	nc	5,19	5,24	3,34	5,61	+29%
S20	58 875	18 495 -4%	7 491 -9%	nc	nc	5,23	5,25	3,34	5,61	+30%



* Sources : Normabev, DGAL-TRACE, GEB-Idele d'après INSEE et BDNI et SPIE-Normabev-Bovex (projet Modemo), cotations FAM, cotations Modène, INSEE, INTERBEV